


~5.2 Moz¹

 Gold Resource¹
~481 km²

Land Package

32,000 m

2025-26 Drilling

~13%

Agnico Eagle Ownership






~\$30M

Cash Balance

Company Overview

Maple Gold Mines Ltd. is a well-funded Canadian gold exploration company focused on advancing its 100%-owned, district-scale Douay/Joutel Gold Project located in Québec's prolific Abitibi Greenstone Gold Belt. Douay/Joutel benefits from exceptional infrastructure access and boasts ~481 square kilometers of highly prospective ground. Maple Gold's property package also hosts a significant number of regional exploration targets along a 55-kilometer strike length of the Casa Berardi Deformation Zone that have yet to be tested through drilling, making the property ripe for new gold and volcanogenic massive sulphide (VMS) discoveries. For more information, please visit www.maplegoldmines.com.





Investment Highlights

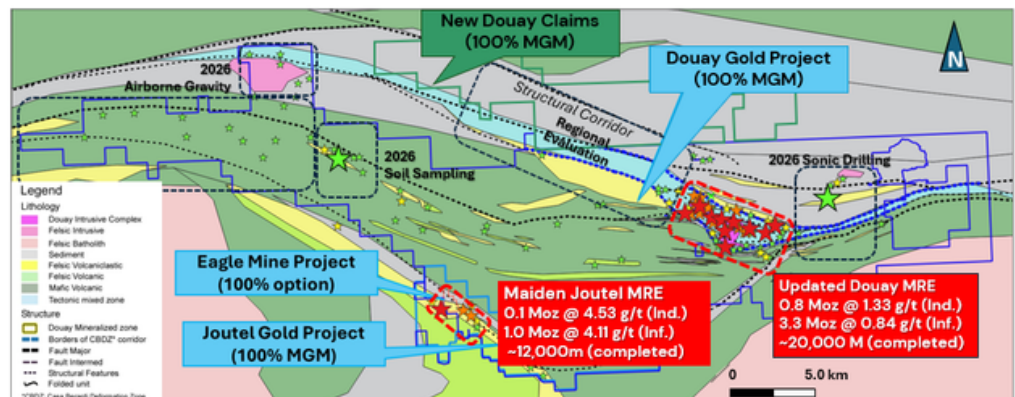
-  District-Scale Project in a Tier-1 Jurisdiction
-  Established and Growing ~5.2 Moz Au Resource¹ with Established Infrastructure
-  Significant Upside Exploration Potential
-  The Right Management Team + Long-Term Investors + Strategic Partners
-  Undervalued on EV/oz vs Peers - Clear Path to Growth and Re-Rating

Regional Targeting

Over 90% of land package has had limited exploration; significant upside

Ranking of Potential Zones on the Douay/Joutel Property

-  **Level 1:** Expansion of Economic Gold Ounces
-  **Level 2:** Confirmation of ore-bodies continuity
-  **Level 3:** Investigation of mineralised zones
-  **Level 4:** Evaluation of potential zones



¹ The Douay Gold Project hosts Indicated Mineral Resources estimated at 779,000 ounces of gold (18.2 million tonnes at an average grade of 1.33 grams per tonne) and Inferred Mineral Resources estimated at 3.31 million ounces of gold (122.7 million tonnes at an average grade of 0.84 grams per tonne); the Joutel Gold Project hosts Indicated Mineral Resources estimated at 126,000 ounces of gold (0.9 million tonnes at an average grade of 4.53 grams per tonne) and Inferred Mineral Resources estimated at 992,000 ounces of gold (7.5 million tonnes at an average grade of 4.11 grams per tonne). See the Company's news release dated April 24, 2026.

Access to Infrastructure

- ✓ Year-round road access
- ✓ Grid power available on site
- ✓ Mills nearby with capacity
- ✓ Skilled local mining workforce
- ✓ Close to major mining camps

Key Financials (CAD)

As of June 1, 2026

Share Price	\$3.10
52-WK High/Low	\$4.00 / \$0.65
Shares O/S	73.5 M
Fully Diluted	81.3 M
Market Cap	~\$217 M
Cash Position	~\$30 M

Key Management

Kiran Patankar, MBA | President & CEO
Ian Cunningham-Dunlop, P.Eng | EVP
Nick Furber, CA (ICAEW), CFA | CFO

Key Shareholders

Agnico Eagle	~13%
Franklin Templeton	~9%
Michael Gentile	~8%
La Caisse	~3%
Management & Insiders	~1%
Retail	~53%
Other Institutional	~13%

Relative Share Price

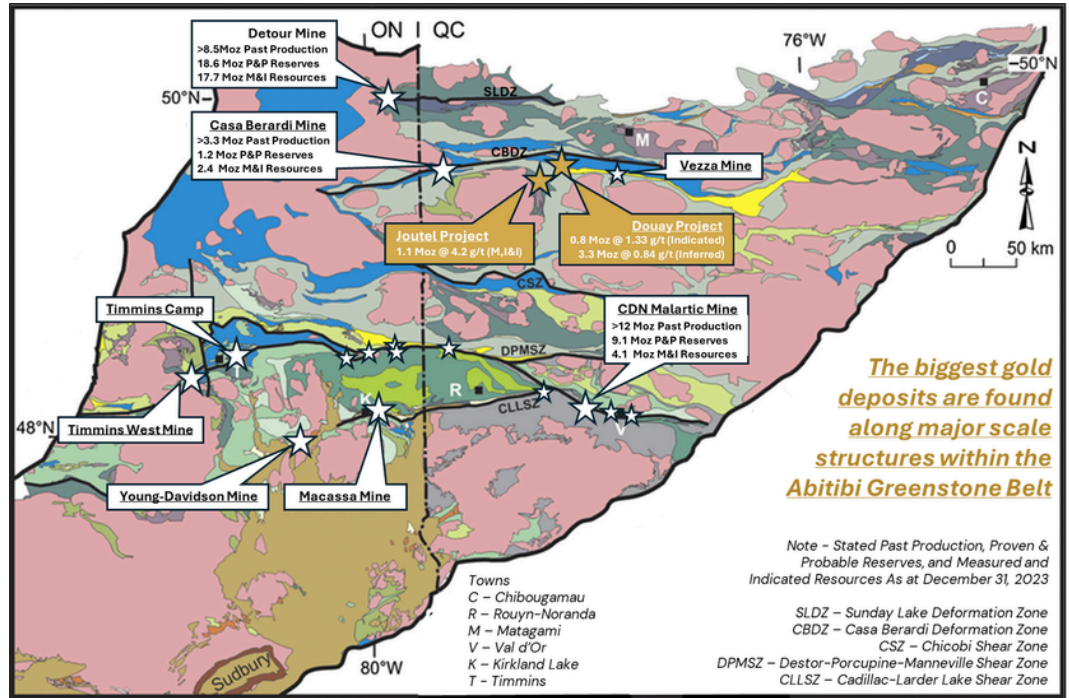


Contact

Maple Gold Mines Ltd.
 info@maplegoldmines.com
 www.maplegoldmines.com

Sarah Herriott, VP Investor Relations & Corporate Development
 sherriott@maplegoldmines.com

Strategically located among the Abitibi Greenstone Belt's gold giants



Near-Term Catalysts

- Execute fully funded ~32,000 m Fall/Winter 2025-2026 drill program** (Ongoing)
 28 holes released / 30 holes pending. Fall/Winter drilling not yet included in MRE
- Deliver updated Douay and maiden Joutel MRE in H1 2026** (Delivered)
 Indicated +77% to 905,000 oz; Inferred +70% to 4,279,000 oz. Combined ~5.2 Moz. Joutel maiden resource: combined ~1.1 Moz at an average grade of 4.2 g/t Au.
- De-risk project with scoping/engineering study for PEA** (H2 2026)
 Internal engineering/scoping/trade-off study to assess economic parameters, support pathway to Preliminary Economic Assessment.
- Maintain a resilient balance sheet** (Ongoing)
 C\$27M treasury fully funds exploration and G&A through 2027. Planning for H2 2026 and 2027 programs underway. High return-on-investment-driven exploration model.

Mineral Resource Summary

Category	Tonnes (Mt)	Grade (g/t Au)	Contained Au (koz)
Douay - Underground (Indicated)	0.9	1.66	48
Douay - Pit Constrained (Indicated)	17.3	1.31	731
Joutel (Indicated)	0.9	4.53	126
Total Indicated	19.1	1.55	905
Douay - Underground (Inferred)	11.7	1.50	560
Douay - Pit Constrained (Inferred)	111.1	0.77	2,744
Joutel (Inferred)	7.5	4.11	992
Total Inferred	130.2	0.88	4,279

See Notes to the Mineral Resource Statement in appendix of the investor deck on the website: www.maplegoldmines.com

